



2010-2011 GMT Reports for District (or Undistricted) **District 411 B TANZANIA**

GMT: **MANOJ SHAH**

Location: **TANZANIA**

GMT CA: **6**

CLUBS

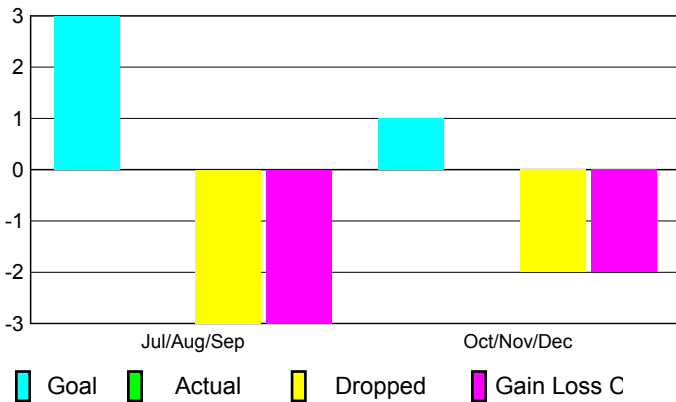
**Club Results
2010-2011**

**Clubs
2009-2010**

Month	New Club	Actual New	Actual Dropped	Gain/Loss of	Gain/Loss of
	Goal	Clubs	Clubs	Clubs	Clubs
Jul/Aug/Sep	3	0	-3	-3	0
Oct/Nov/Dec	1	0	-2	-2	0
Totals	4	0	-5	-5	0

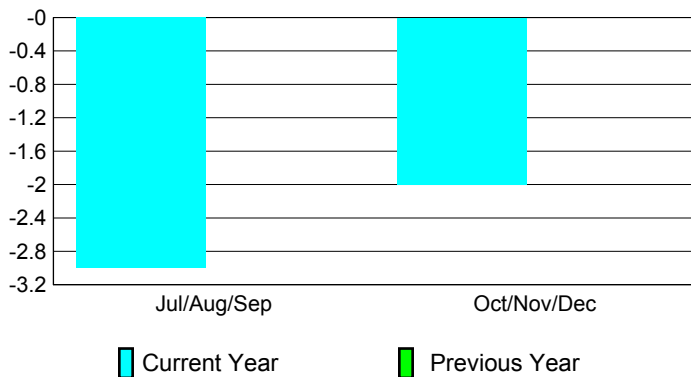
Club Results 2010-2011

Goal, New, Dropped, Gain/Loss



Comparison of Club Gain/Loss

Current Year Compared to the Previous Year



YTD Status Quo Clubs 2010-2011

Status Quo Clubs Compared to Status Quo Members



MEMBERSHIP

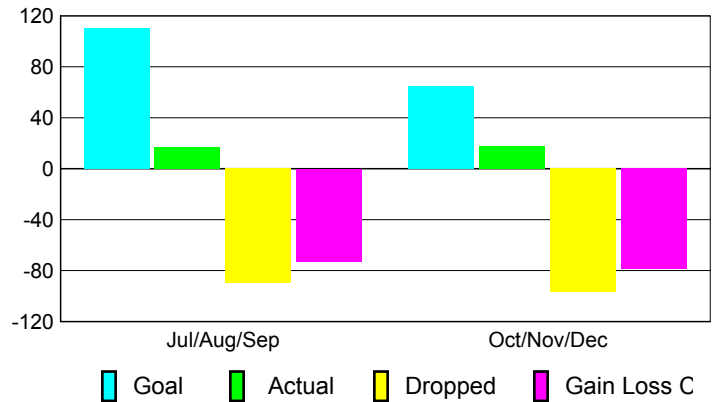
**Membership Results
2010-2011**

**Membership
2009-2010**

Month	Net Memb	Actual New	Actual Dropped	Gain/Loss of	Gain/Loss of
	Goal	Memb	Memb	Memb	Memb
Jul/Aug/Sep	110	17	-90	-73	13
Oct/Nov/Dec	65	18	-97	-79	10
Totals	175	35	-187	-152	23

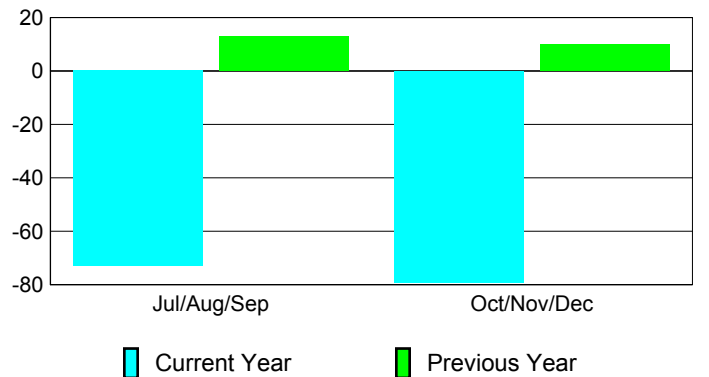
Membership Results 2010-2011

Goal, New, Dropped, Gain/Loss

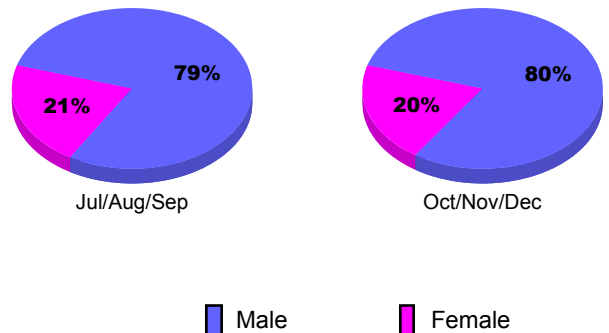


Comparison of Membership Gain/Loss

Current Year Compared to the Previous Year



Gender Comparison 2010-2011





2010-2011 GMT Reports for District (or Undistricted) **District 411 B UGANDA**

GMT: **MANOJ SHAH**

Location: **UGANDA**

GMT CA: **6**

CLUBS

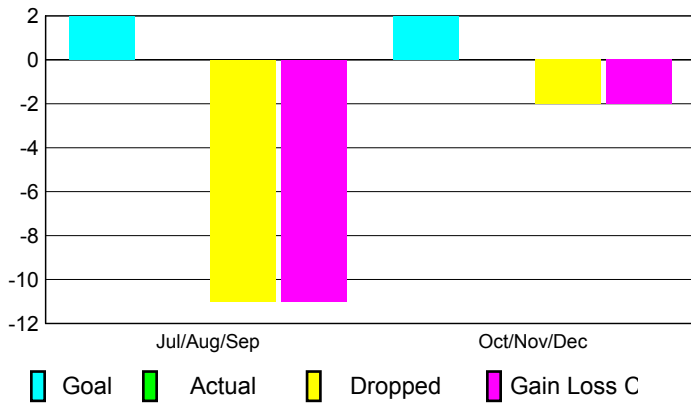
**Club Results
2010-2011**

**Clubs
2009-2010**

Month	New Club Goal	Actual New Clubs	Actual Dropped Clubs	Gain/Loss of Clubs	Gain/Loss of Clubs
Jul/Aug/Sep	2	0	-11	-11	0
Oct/Nov/Dec	2	0	-2	-2	0
Totals	4	0	-13	-13	0

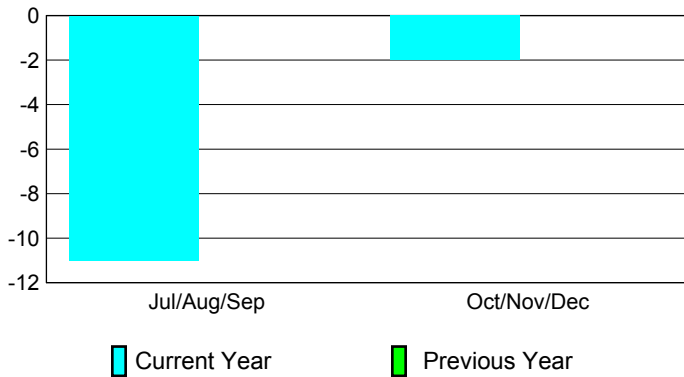
Club Results 2010-2011

Goal, New, Dropped, Gain/Loss



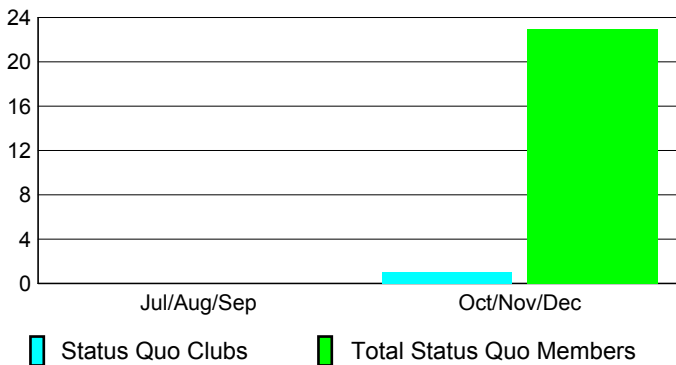
Comparison of Club Gain/Loss

Current Year Compared to the Previous Year



YTD Status Quo Clubs 2010-2011

Status Quo Clubs Compared to Status Quo Members



MEMBERSHIP

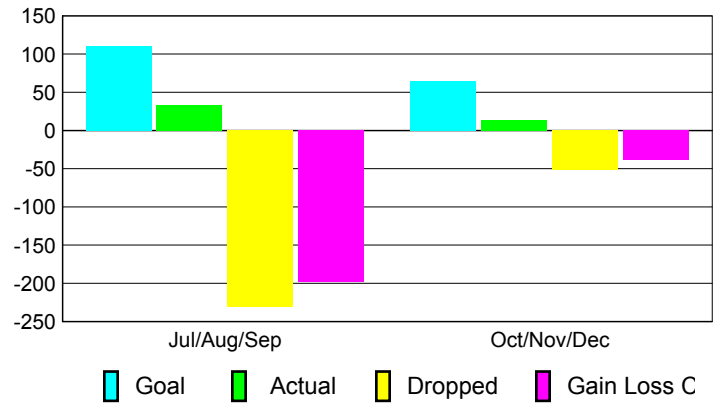
**Membership Results
2010-2011**

**Membership
2009-2010**

Month	Net Memb Goal	Actual New Memb	Actual Dropped Memb	Gain/Loss of Memb	Gain/Loss of Memb
Jul/Aug/Sep	110	33	-231	-198	2
Oct/Nov/Dec	65	13	-52	-39	-11
Totals	175	46	-283	-237	-9

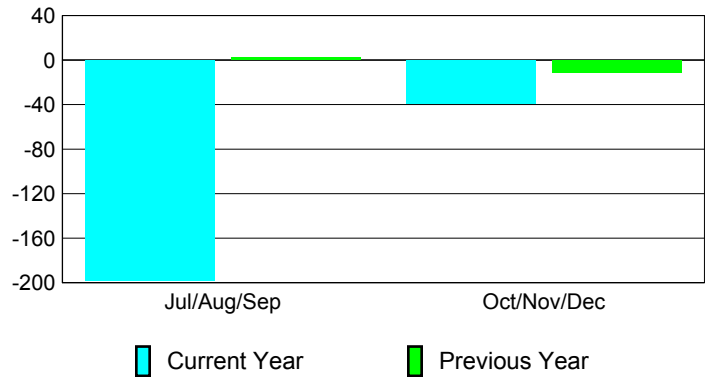
Membership Results 2010-2011

Goal, New, Dropped, Gain/Loss



Comparison of Membership Gain/Loss

Current Year Compared to the Previous Year



Gender Comparison 2010-2011

